



CASTSTONE FENCE PILLAR CATALOGUE



Index & Information



CastStone Fence Pillars are modular and made to order and as such you have a wide range of options to choose from. Your home is unique and the front fence acts as a frame that can highlight the best qualities of where you live in addition to providing security and privacy.

A CastStone Fence Pillar is typically constructed from three components, a Base, Shaft and Capital.

The two main considerations to keep in mind when designing your ideal fence are:

1. The size of your ideal fence. A CastStone Fence Pillar is typically constructed from three components, a base, shaft and capital. The shafts come in four widths, from the Grand Series at 400 mm wide shafts, down to the Small Series at 285 mm wide. We have thus divided the catalogue into these four size categories, each having Capitals and Bases that suit the Shafts within. Importantly the height of the Shaft and the Fence Pillar is not wholly determined by the Series it falls within. A Grand Series Fence Shaft can be manufactured at a total height below 1200 mm and a Small Series at well above 2000 mm.
2. The style of your ideal fence, from Traditional pillars with elaborate curves and detailing, to Modern pillars with sharp angles and a minimalist, geometric design, or something in between. In addition to the four Size Series, we also have the Quoin Series and Minimalist Series that contain Fence Pillars from multiple Size Series.

There is some crossover between the products of each section. In addition, we regularly combine components from different size series in ways that aren't specified in this catalogue. The Grand Series Capitals are not limited to Grand Series Shafts. If there is a combination you would like to see that we haven't provided, contact us and we can provide diagrams on request.

The height of the Base Component you choose affects a number of factors for the finished fence; the Fence Pillar height in total, the height of any connecting wall if, and the effect of slope over the entire fence.


Components can be purchased individually. Many of our Capitals fit well on top many industry standard sized brick fence pillars.

CastStone Fence Pillars can be constructed for mailboxes, intercoms, driveway and PA gates and access panels and custom, laser cut address panels.

We can provide a complete service from design and planning through installation and painting including fence inserts and automation, or as little as supply only, depending on your needs.

This catalogue is not exhaustive. With more than 35 years of operation behind us we have a large number of moulds that were custom made to match existing fences and many products that were not included in this catalogue. If you have a specific fence you would like to match or an idea in mind that you haven't seen, contact us and we will be able to assist.

Index



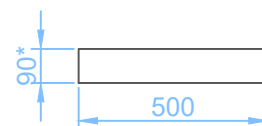
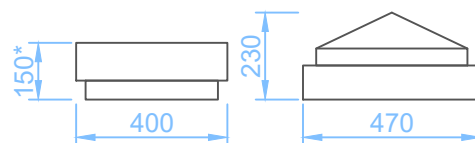
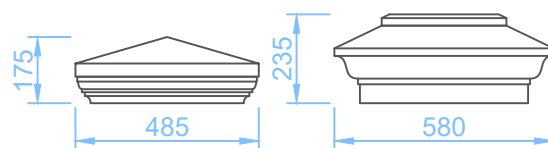
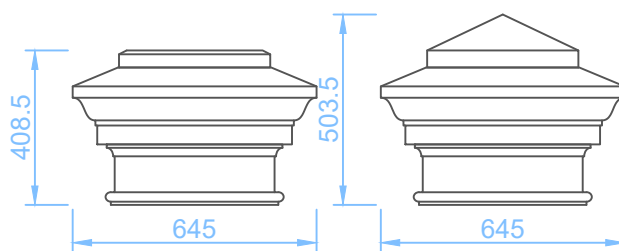
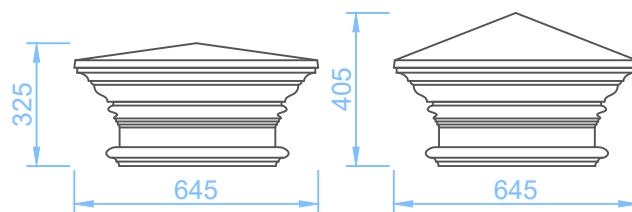
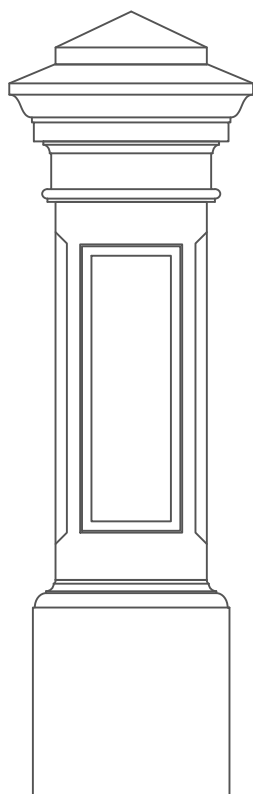
- 4. Grand Series Capitals
- 5. Grand Series Shafts
- 6. Grand Series Bases
- 7. Big Series Capitals
- 8. Big Series Shafts 1
- 9. Big Series Shafts 2
- 10. Big Series Bases
- 11. Medium Series Capitals
- 12. Medium Series Shafts
- 13. Medium Series Bases
- 14. Small Series Capitals
- 15. Small Series Shafts
- 14. Small Series Bases
- 16. Minimalist Series Caps
- 17. Minimalist Series Shafts
- 17. Minimalist Series Bases
- 18. Grand Quoin Series Caps
- 19. Big Quoin Series Caps
- 20. Quoin Series Shafts
- 20. Quoin Series Bases

Grand Caps




The Grand Series Fence Pillars are structured around a shaft that is 400 mm wide. More information on these shafts are on the following page.

The Grand Series Capitals covers a range from intricate and traditional designs to minimalist and modern designs.



Grand Shafts

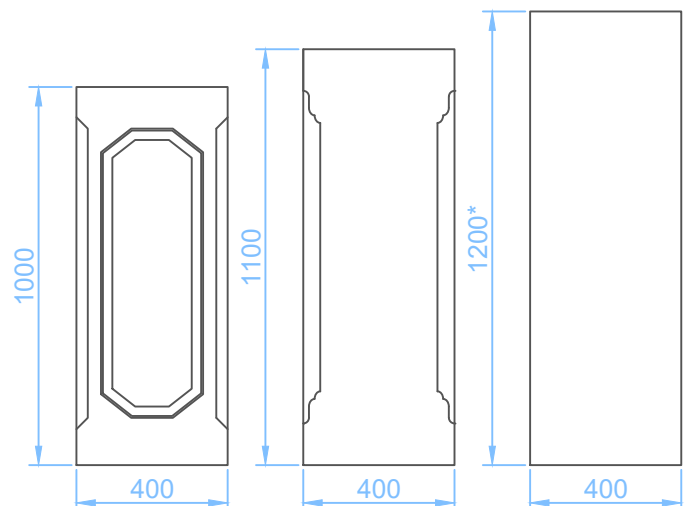
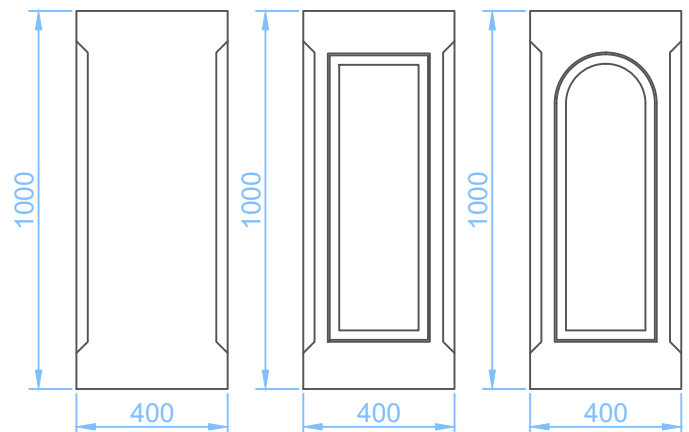
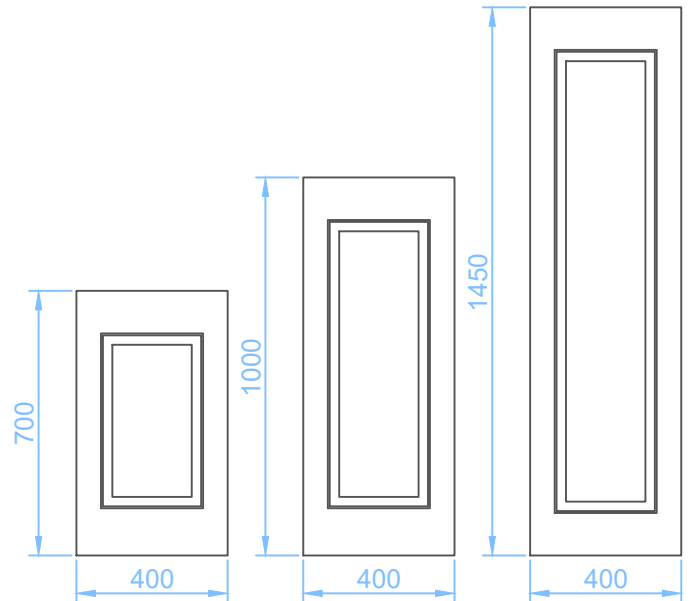
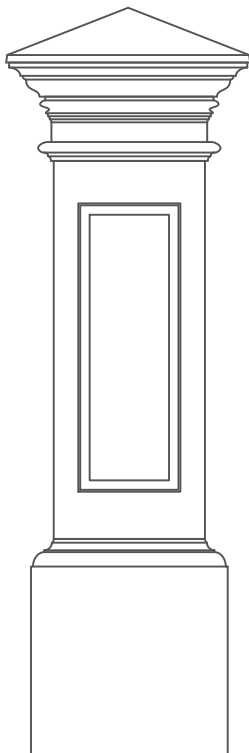


The Grand Series Fence Pillars are structured around a shaft that is 400 mm wide.


The Grand Series Shafts come with a variety of options for arris and inset details and heights to suit any home looking to make an impressive statement.

Typically the Grand Series Shaft is produced at 1000 mm in height, but the Plain Shaft (third on the third row) can be made as small as needed and up to 1650 mm high.

The Panel Insets on the Grand Series Shafts are 30 mm deep and are only on the front and rear of the shaft.




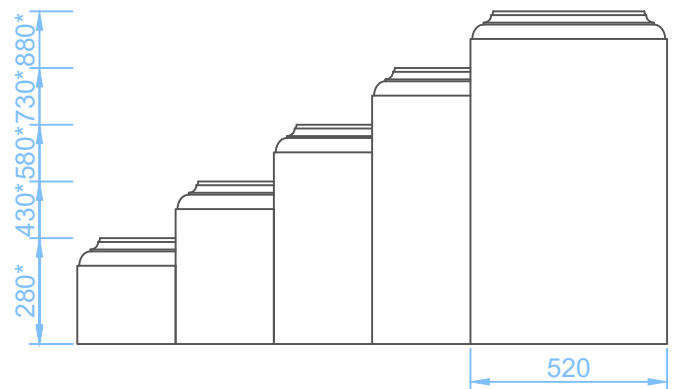
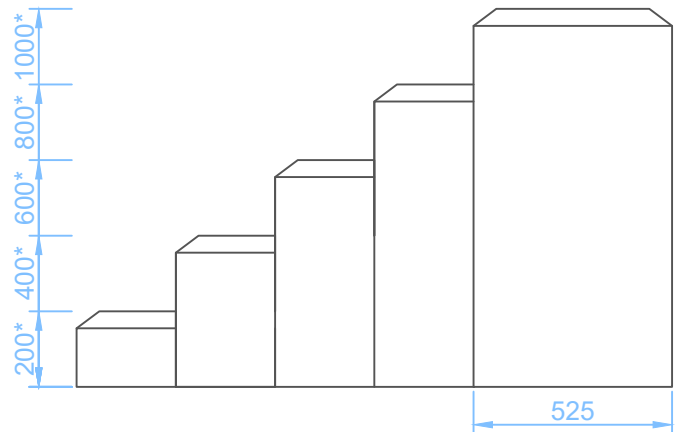
Grand Bases



CastStone produces two styles of Grand Series Base to suit the 400 mm fence shafts, a sleek, modern beveled base and a traditional style base with more intricate detailing.

The mould that is used to make the CastStone Fence Bases allows us to produce these bases at any height you require, up to the maximums shown.

The 400 Plain Shaft can also be installed directly on the footing with no base for a more minimalist fence. For more information on that style refer to the Minimalist Fence Series section of this catalogue.

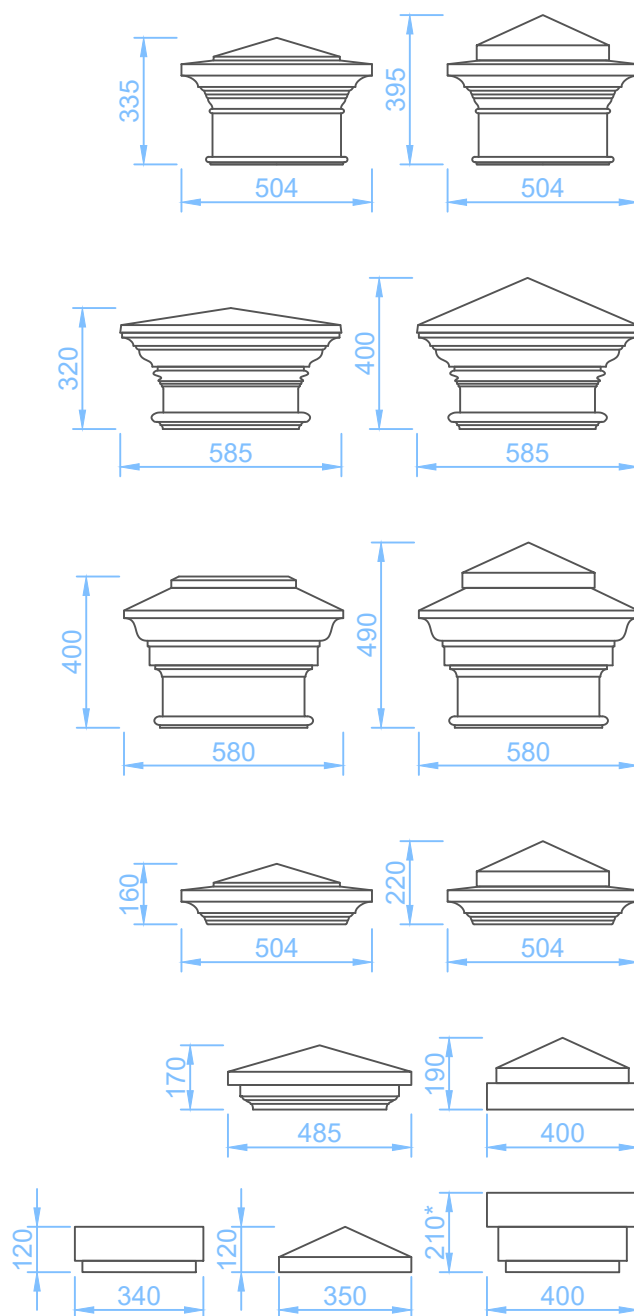
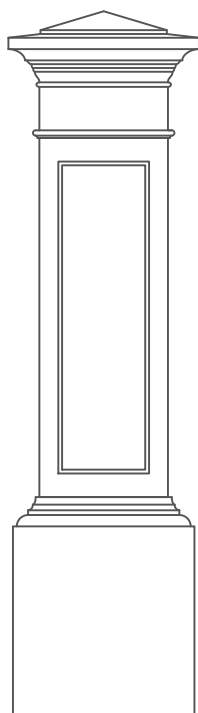


Big Capitals




The Big Series Fence Pillars are structured around a shaft that is 340 mm wide. More information on these shafts are on the following page.

The Big Series Capitals covers a range from intricate and traditional designs to minimalist and modern designs.



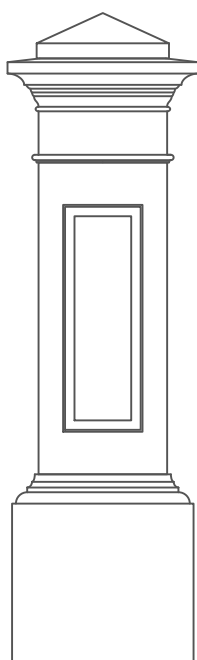
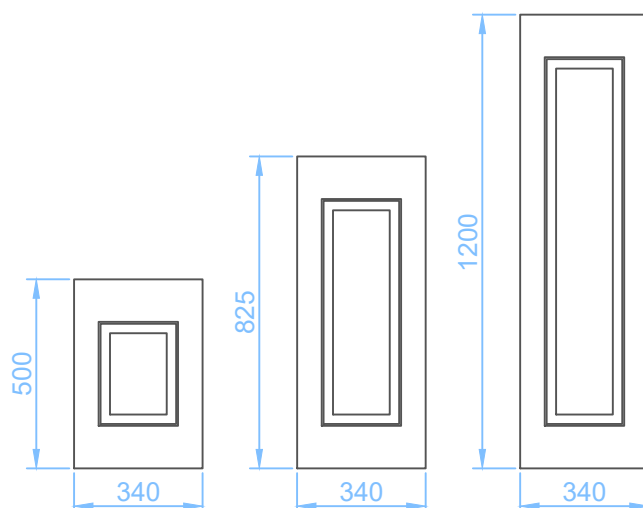
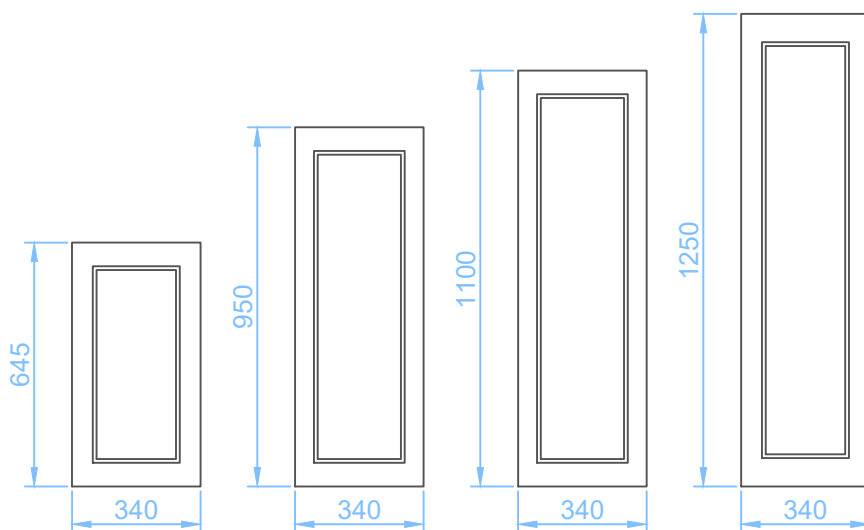
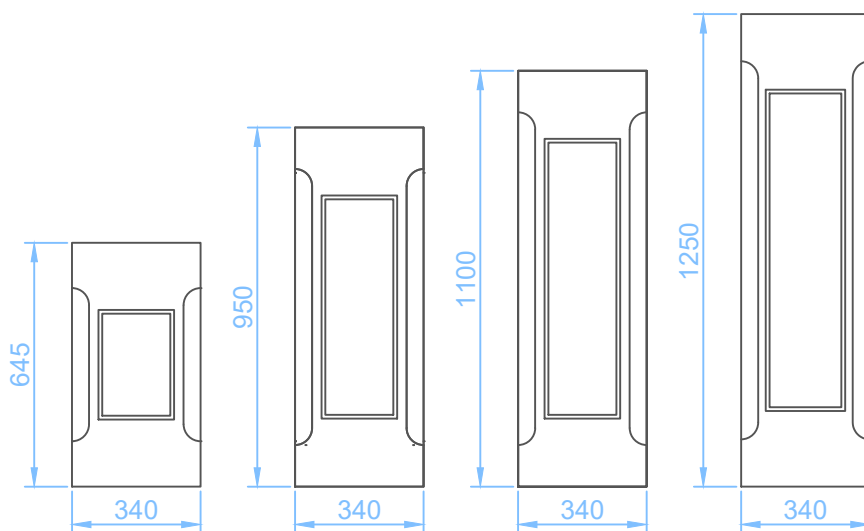
Big Shafts 1




The Big Series Fence Pillars are structured around a shaft that is 340 mm wide.

The Big Series Fence Shafts contains the largest number of options for arris and inset details. On this page are the most popular options of the range in the available sizes.

The third row contains our Panel Shaft. The Panel Inset is much deeper (30 mm) and has more detailing than the standards insets on the other shafts (10 mm)



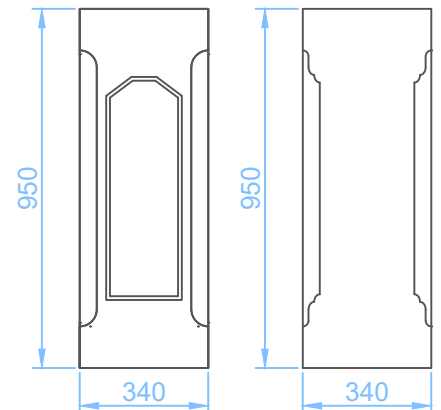
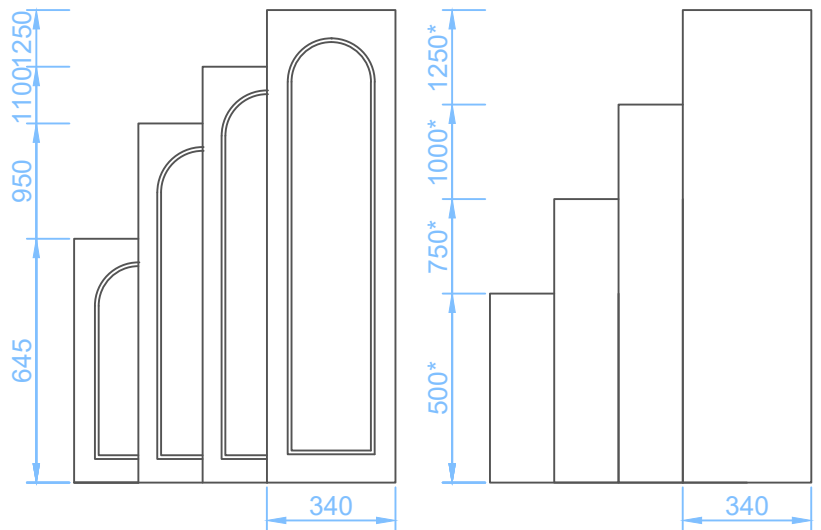
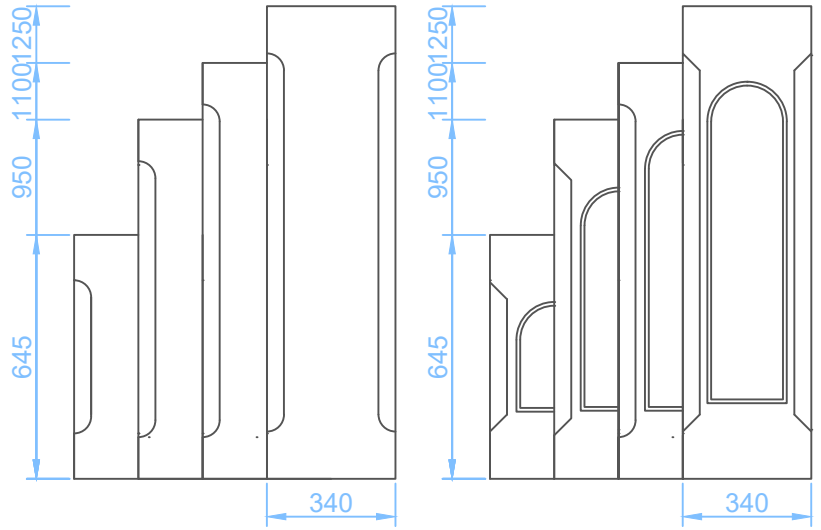

Big Shafts 2




The Big Series Fence Pillars are structured around a shaft that is 340 mm wide.

The Big Series Fence Shafts contains the largest number of options for arris and inset details.

The Plain Style Shaft (second on the second row) can be manufactured at any height up to 1750 mm.



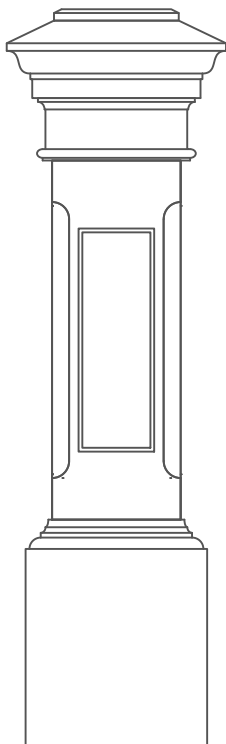
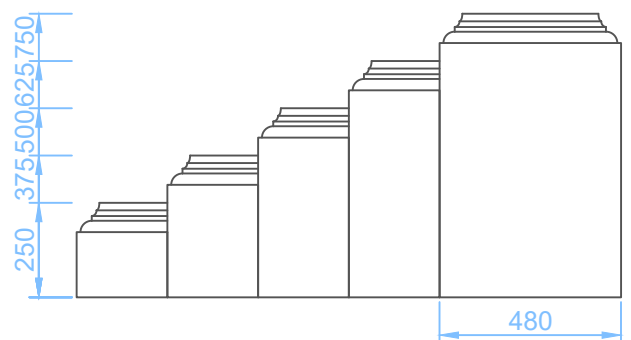
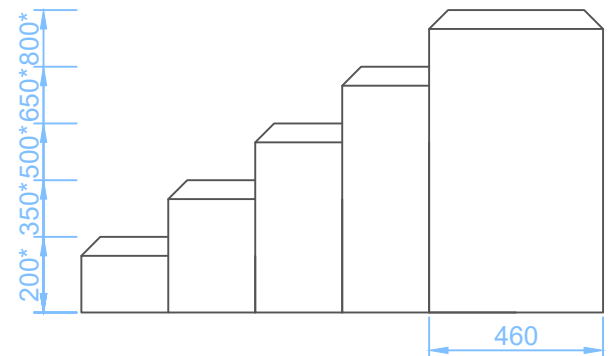
Big Bases



CastStone produces two styles of Big Fence Base to suit the 340 mm fence shafts, a sleek, modern beveled base and a traditional style base with more intricate detailing.

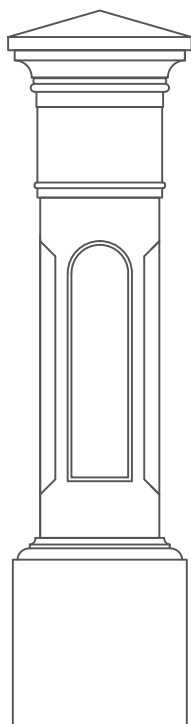
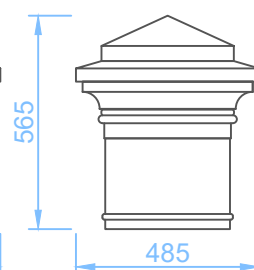
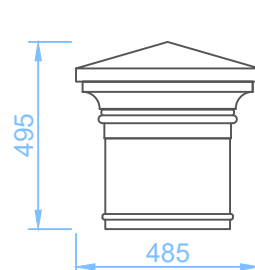
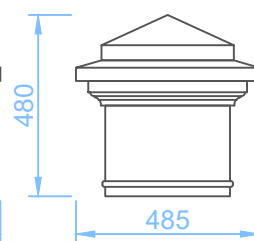
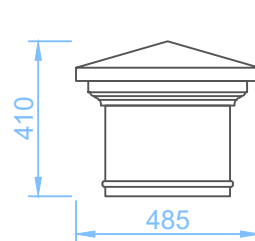
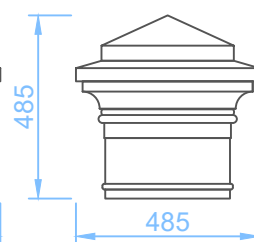
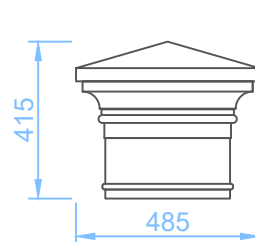
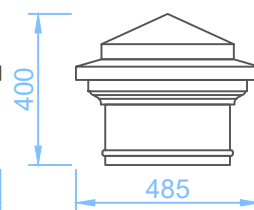
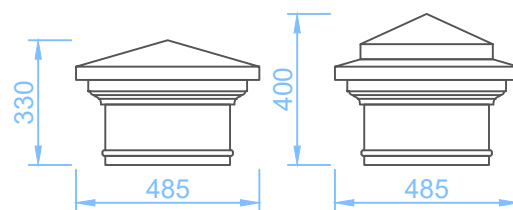

The mould that is used to make the CastStone Fence Bases allows us to produce these bases at any height you require, up to the maximums shown.

The 340 Plain Shaft can also be installed directly on the footing with no base for a more minimalist fence. for more information on that style, consult Minimalist Fence Series section of this catalogue




Medium Caps

The Medium Series Fence Pillars are structured around a shaft that is 315 mm wide. More information on these shafts are on the following page.

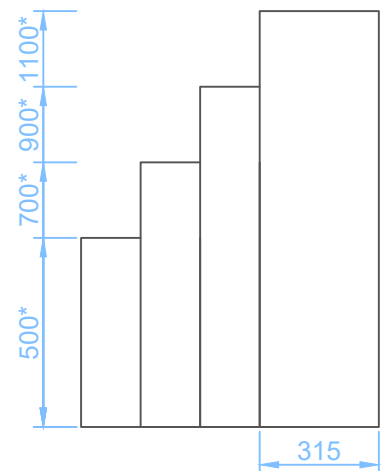
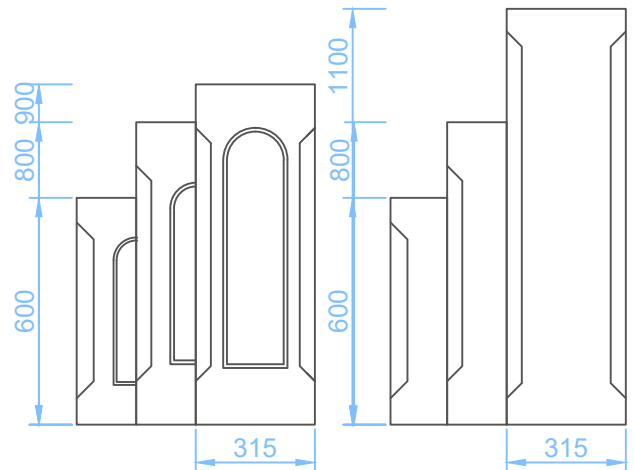
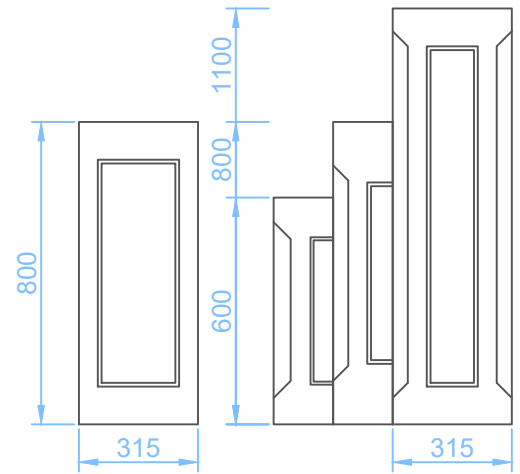



Medium Shafts




The Medium Series Fence Pillars are structured around a shaft that is 400 mm wide.

The Plain Shaft (Third row) can be made as small as needed and up to 1100 high.

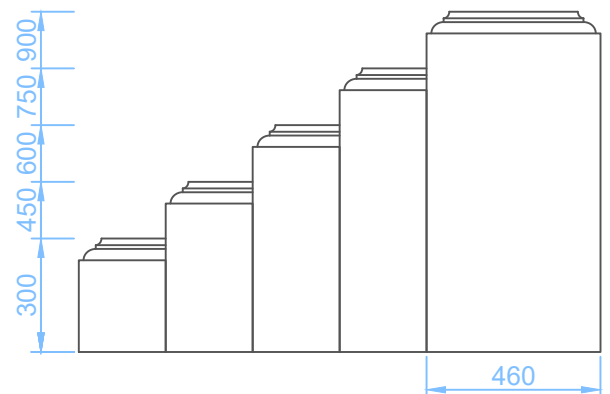
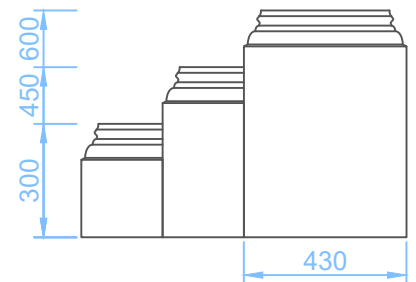
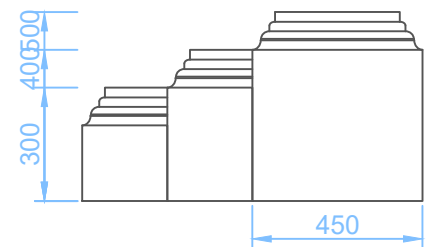
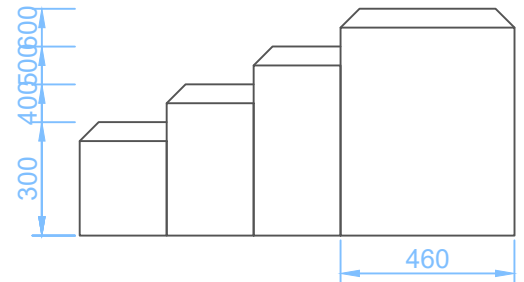
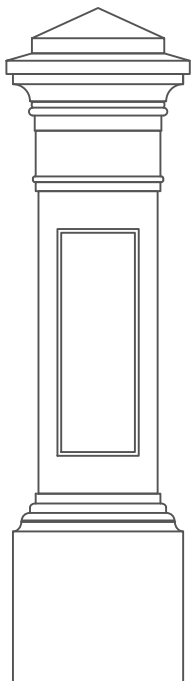


Medium Bases



CastStone produces four styles of Medium Fence Base to suit the 315 mm fence shafts, a sleek, modern beveled base and three bases with more intricate, traditional detailing.

The mould that is used to make the CastStone Fence Bases allows us to produce these bases at any height you require, up to the maximums shown.


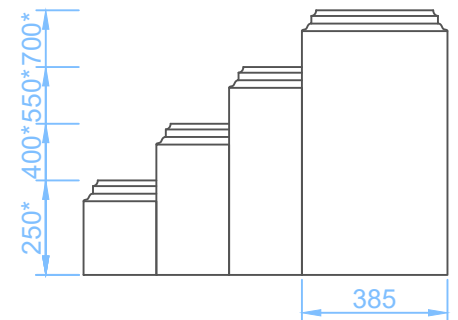
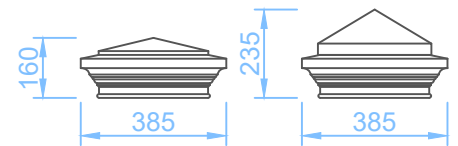
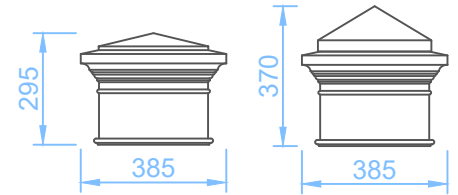


Small Caps & Bases




The Small Series Fence Pillars are structured around a shaft that is 285 mm wide. We only offer one option for the base and a limited number of options for the capital.

The base displayed here is the only one we produce to suit the 285 mm wide shafts of the Small Series, but it can be constructed at any height up to 700 mm.



Small Shafts



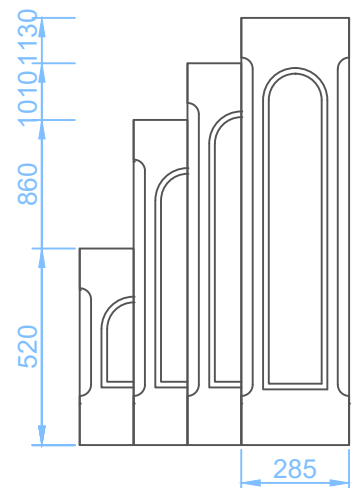
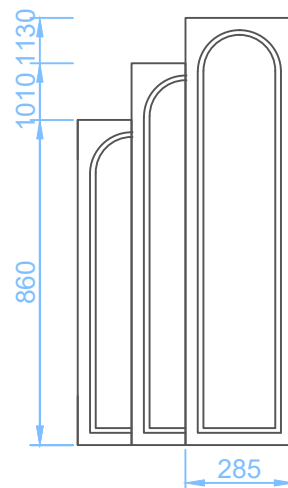
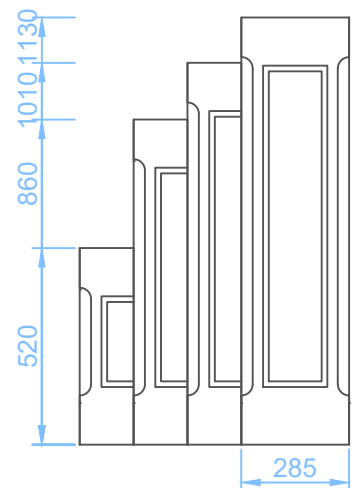
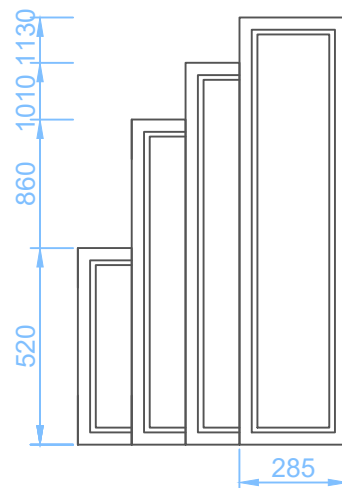
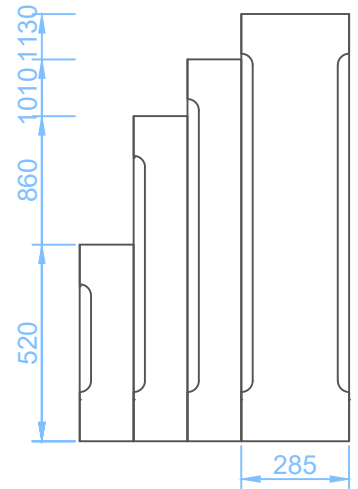
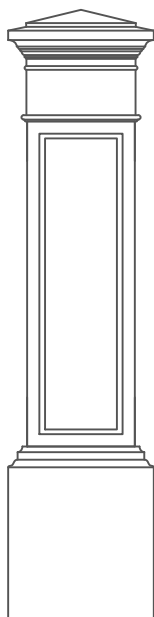
The Small Series Fence Pillars are structured around a shaft that is 285 mm wide.

The Small Series Shafts come with a variety of options for arris and inset details. Each shaft can be produced at a variety of heights for each of the detail options.


Despite its name, the Small Series Fence Pillar can be produced at a height well above 2000 mm.

CastStone does not currently produce a plain style shaft for the Small Series, and so the shaft sizes are typically limited to those shown here.

Note: the scale on this page is different to other pages



Minimalist Caps

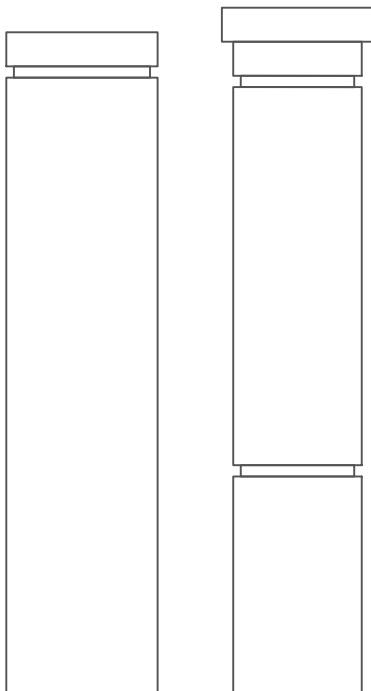
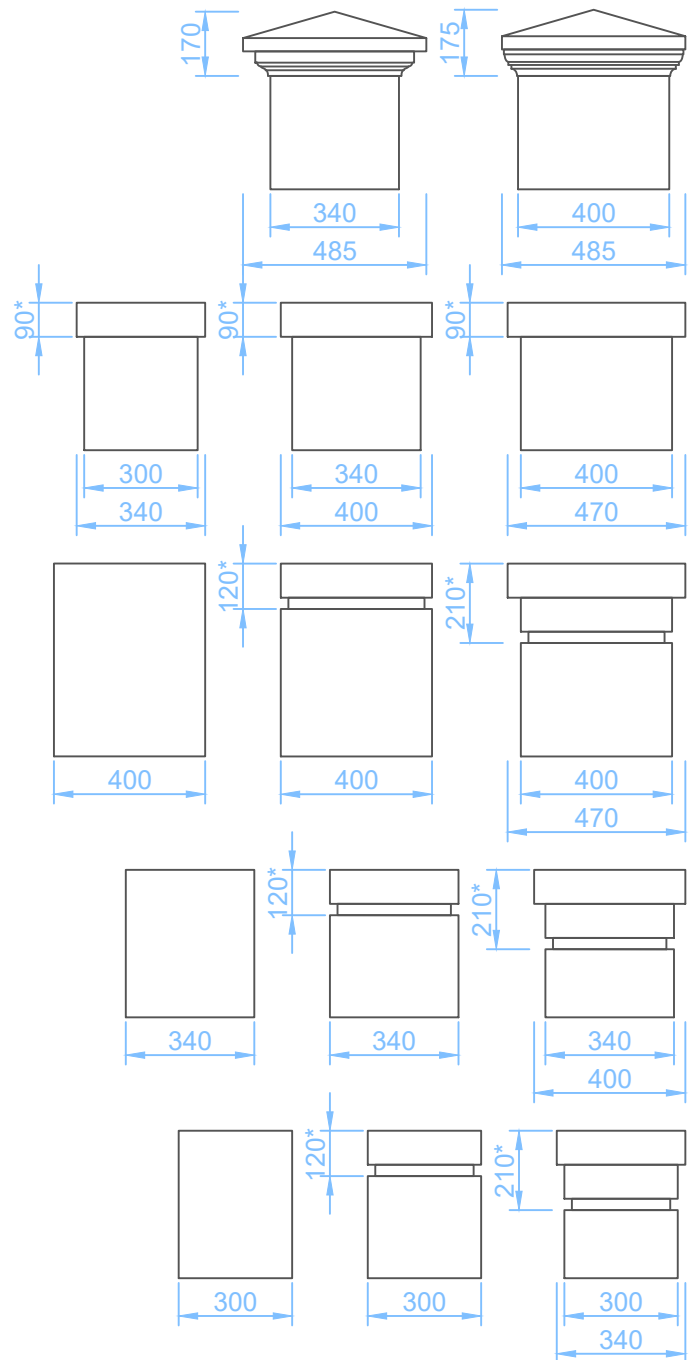


The Minimalist Series Fence Pillars is slightly different to the other series in that it is not built around fence shafts of a specific size, but instead around three Plain Shafts that are 300 mm, 340 mm or 400 mm square. These three shafts can be produced at an individual height of up to 1300 mm, 1750 mm and 1625 mm respectively and can sit on a base or directly onto a foundation.


The plain and quoin caps shown can be produced at a variety of heights in each of the widths shown.

Fences in the minimalist range are a great option for rendering to achieve a seamless look across the entire fence.

All of the Minimalist Series Capitals will fit atop various standard sized brick constructed fence pillars



Minimalist Shafts and Bases

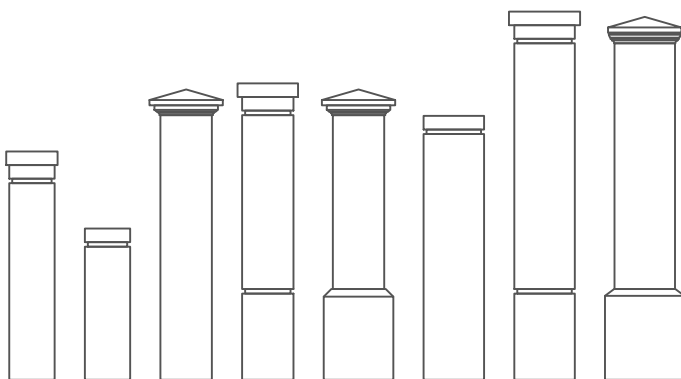
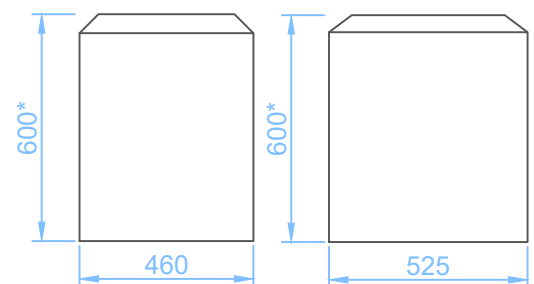
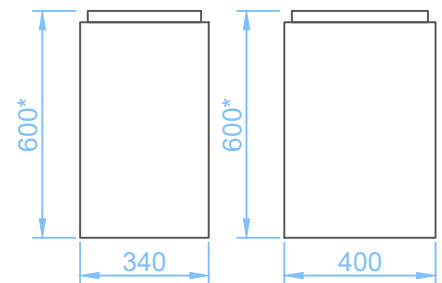
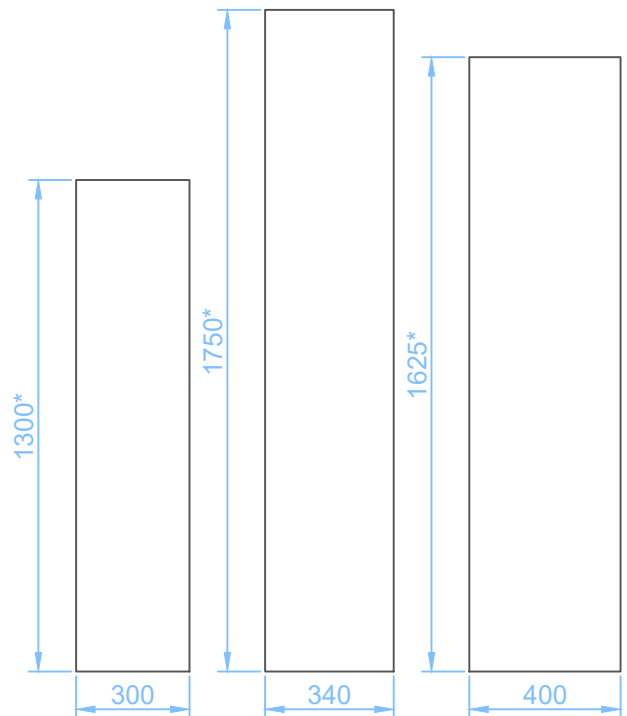


As described on the previous page the shaft of the minimalist series fence comes in three widths, 300 mm, 340 mm and 400 mm.

The 300 mm square shaft can be produced at any height up to 1300 mm and is installed directly on the foundation.


The 340 mm square shaft can be produced at any height up to 1750 mm, can be installed directly on the foundation or on top of either a Bevel Base or Quoin Base.

The 400 mm square shaft can be produced at any height up to 1625 mm and similarly can be installed directly onto the footing or onto a Bevel Base or Quoin Base.



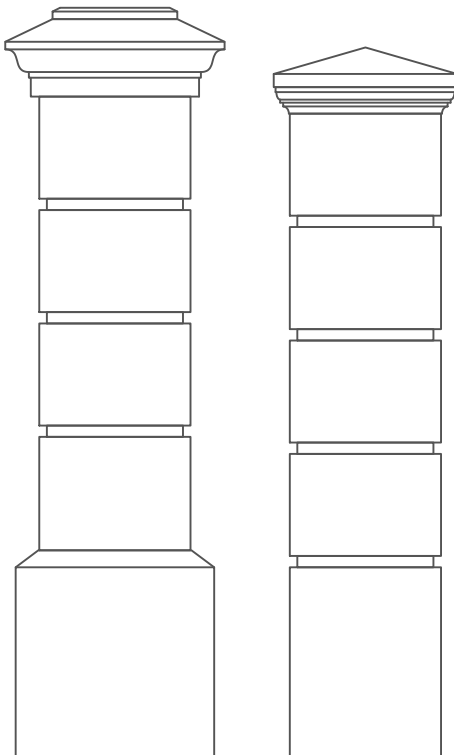
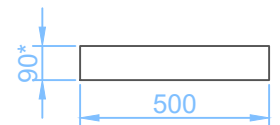
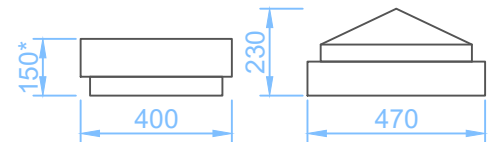
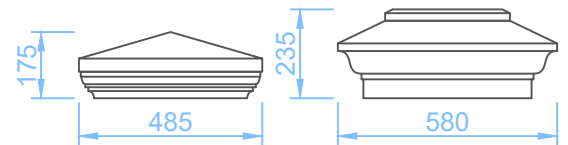
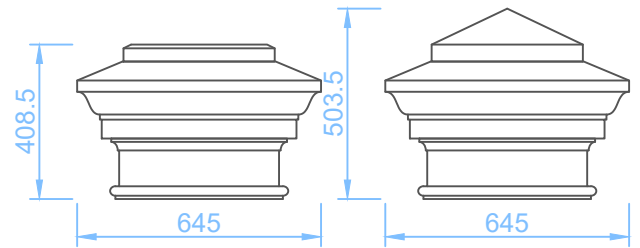
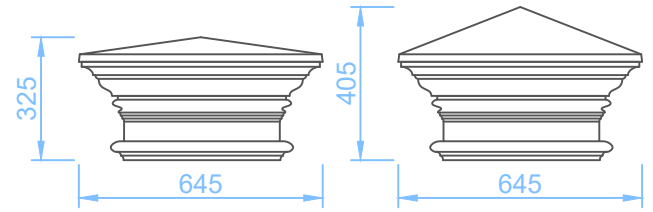
Scale 1:50 on A4

Grand Quoin Caps




The Quoin Series of CastStone Fence pillars is structured around modular blocks that are either 340 mm square or 400 mm square, stacked to the height or heights required by your home.

The Grand Quoin Series can be capped with any of the Grand Series Capitals.

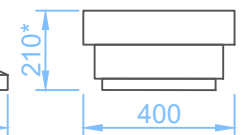
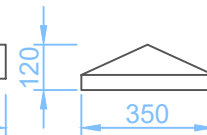
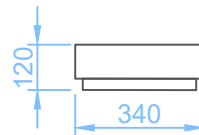
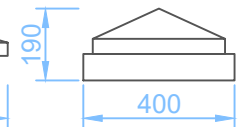
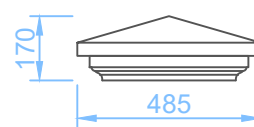
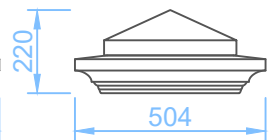
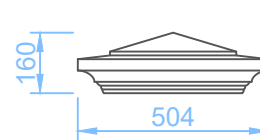
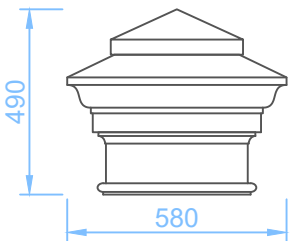
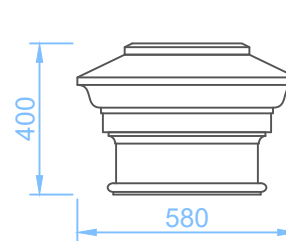
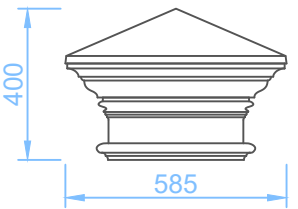
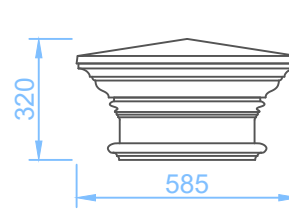
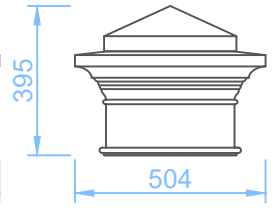
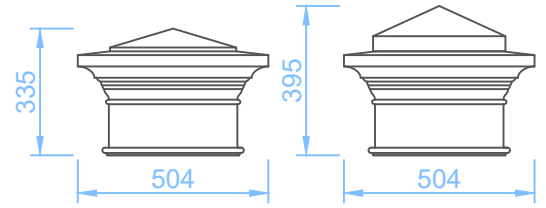
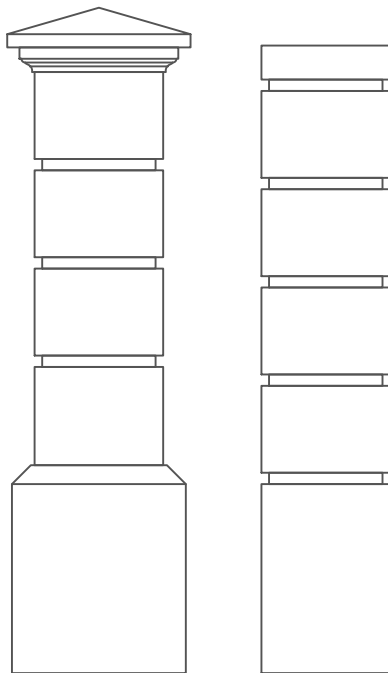


Big Quoin Caps




The Quoin Series of CastStone Fence pillars is structured around modular blocks that are either 340 mm square or 400 mm square, stacked to the height or heights required by your home.

The Big Quoin Series can be capped with any of the Big Series Capitals.



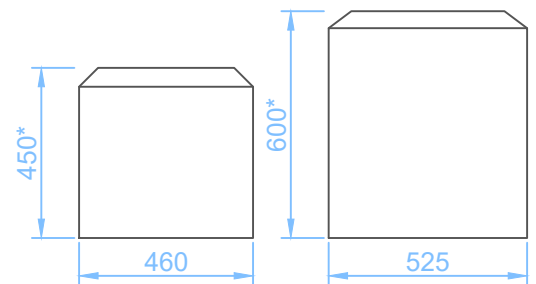
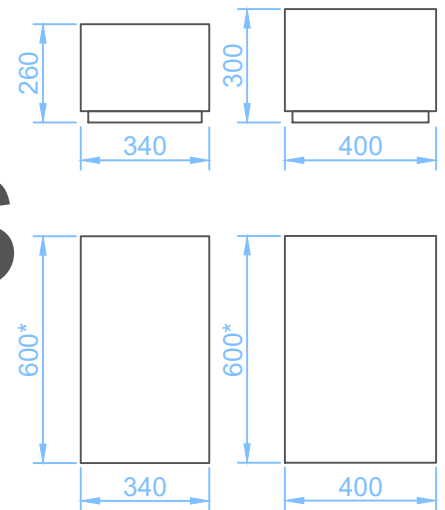
Quoin Shafts and Bases



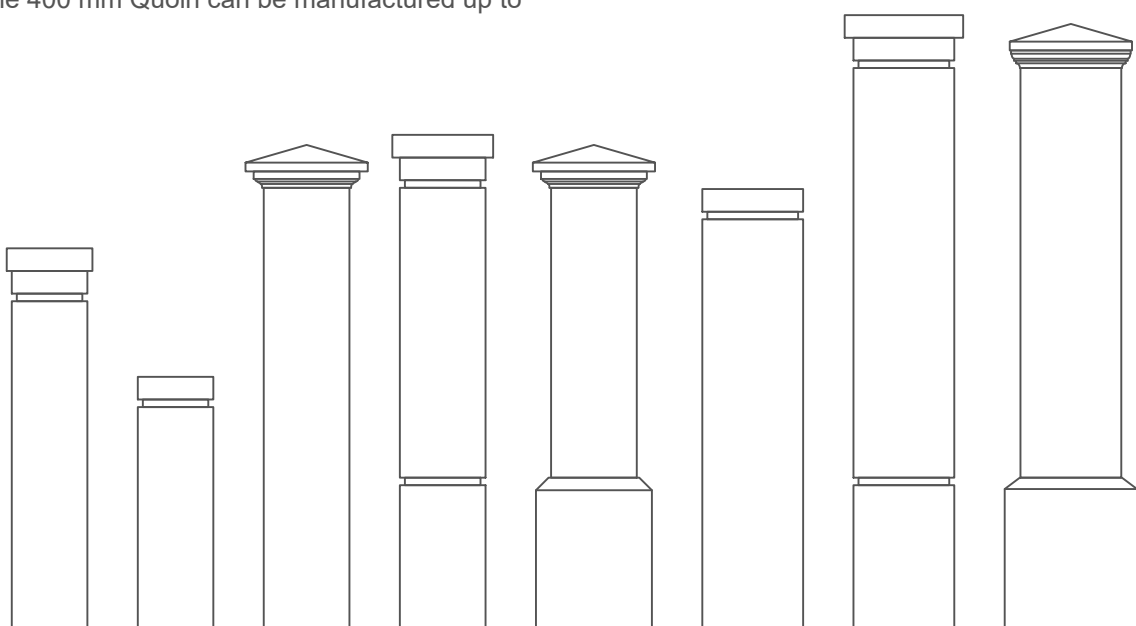
The Quoin Series Fence pillar is structured around either of the two Quoin Modules detailed here, which are stacked atop a base to create the main body of the fence shaft.

The smaller of the two Quoin Modules is 340 mm square and 260 mm tall and can be installed on a 340 mm Square Base or on top of a wider, beveled base. The 340 mm Square Base can be manufactured at any height up to 1750 mm, although typical base heights are between 300 and 600 mm. The Bevel Base to suit the 340 mm Quoin can be manufactured up to 600 mm total.

The larger of the two Quoin Modules is 400 mm square and 300 mm tall and can be installed on a 400 mm Square Base or on top of a wider, beveled base. The 400 mm Square Base can be manufactured at any height up to 1625 mm, although typical base heights are between 300 and 600 mm. The Bevel Base to suit the 400 mm Quoin can be manufactured up to 600 mm total.



Scale 1:20 on A4



Scale 1:30 on A4